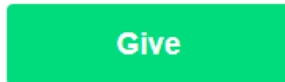


# Getting Started with Tithe.ly

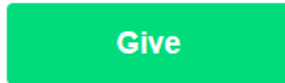


1. Go to [northspraychristianchurch.com/giving](https://northspraychristianchurch.com/giving)
2. Select the fund you would like to give to.

General Fund



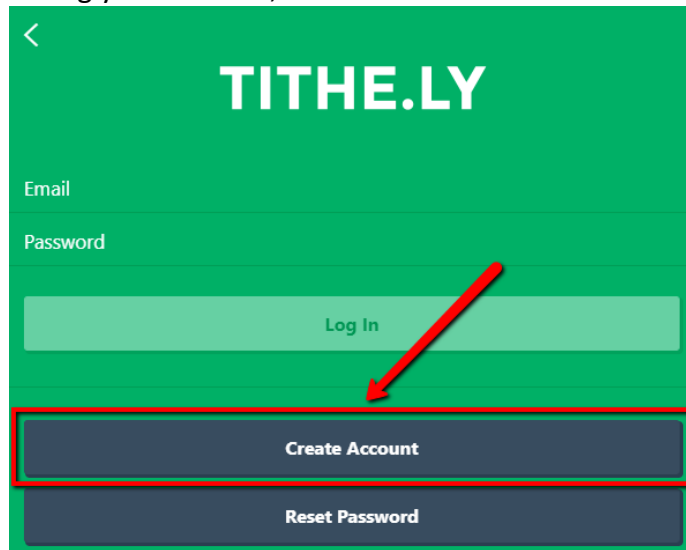
Memorial Fund



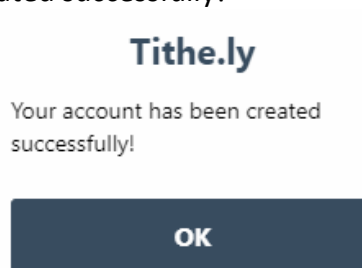
3. On the next page, you need to select "Login" or "Sign Up." You can also not select either option and make a one-time donation without an account.

A screenshot of the Tithe.ly giving page for North Spray Christian Church. The page is light gray with a white header. The church logo is in the top left, and "Login | Sign Up" links are in the top right, highlighted with a red box and a red arrow. The main content area shows a donation form with a "Give: \$0.00" field, a "To: General Fund" dropdown, and options for "Recurring Giving" (Every Week, Saturday). Below are input fields for "First Name", "Last Name", "Email", "Phone Number", "Street Address", "City", "State/Province" (United States), and "ZIP/Postal". At the bottom is a large gray button labeled "Give \$0.00" with a lock icon.

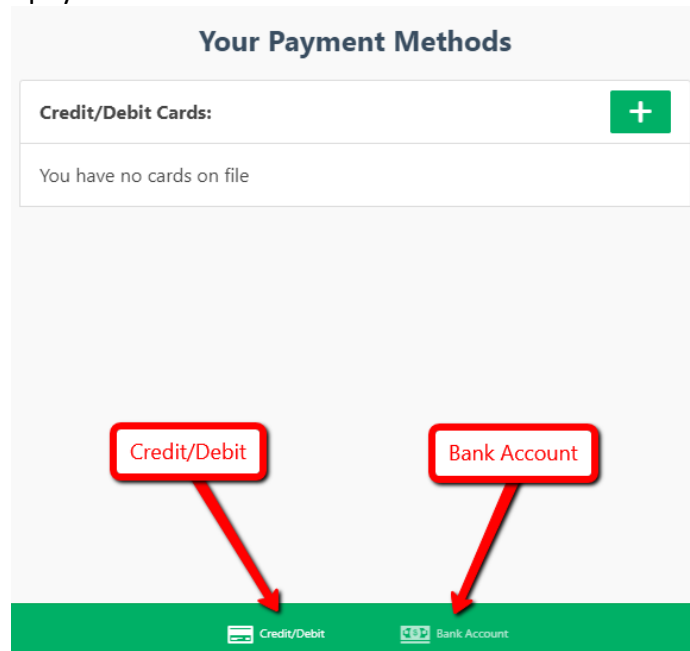
4. To continue creating your account, select “Create Account” on the next screen.





5. Fill out the required fields. After you finish, you will receive a message stating that “Your account has been created successfully!”



6. Next, add your payment method.



7. Fill out the requested information for your gift and select “Give” when finished. Please note that you have the option of making this a recurring gift. **Be sure to enter your church envelope number to receive credit for tax purposes.**



**North Spray Christian Church** Eden, NC 27288

Give:  
\$ **0.00**

To: General Fund

Recurring Giving    Every Week    Saturday

Card     Bank

BANK OF AMERICA, N.A. [REDACTED]     Cover Fees

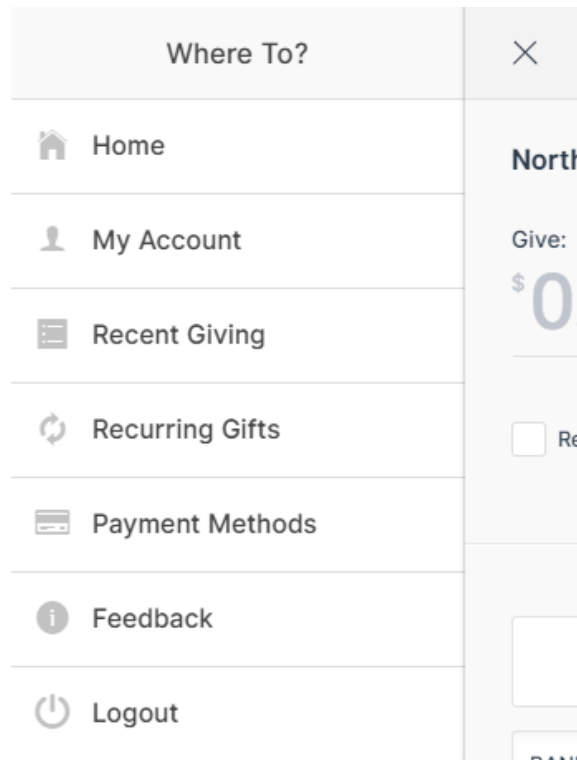
Envelope Number

Note / memo (optional)

**Give \$0.00**

***Go to Next Page***

8. You are all finished! To make changes to your account in the future:
- Visit [northspraychristianchurch.com/giving](https://northspraychristianchurch.com/giving)
  - Select the account you would like to manage (General or Memorial)
  - Login at the top of the screen
  - Click the navigation button on the top left of the box
  - Select the option you would like. You can edit recurring gifts, manage your payment methods, manage your account, and see your giving history.



If you have any questions about online giving at North Spray, please contact:

**Thomas Knight**

Technical Services Coordinator

336.623.2371

[tknight@northspraychristianchurch.com](mailto:tknight@northspraychristianchurch.com)