

# Updating Payment Method in Tithe.ly



1. Go to [northspraychristianchurch.com/giving](https://northspraychristianchurch.com/giving)

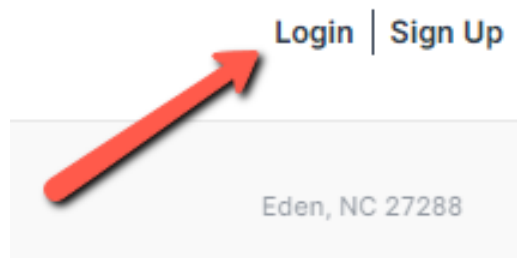
2. Select the General Fund.

## General Fund

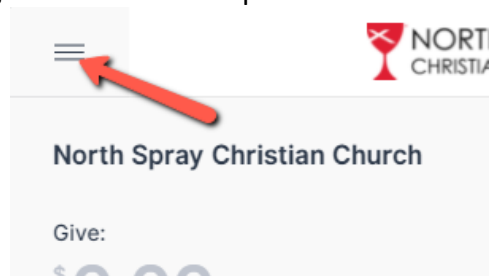
Select this option for regular offerings and special offerings (e.g., Compassion, etc.). You can give a one-time gift



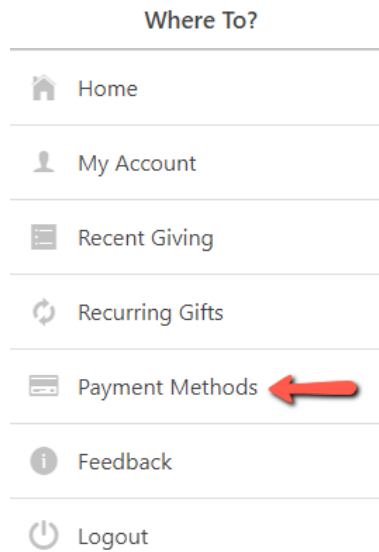
3. On the next page, select "Login" and enter your credentials.



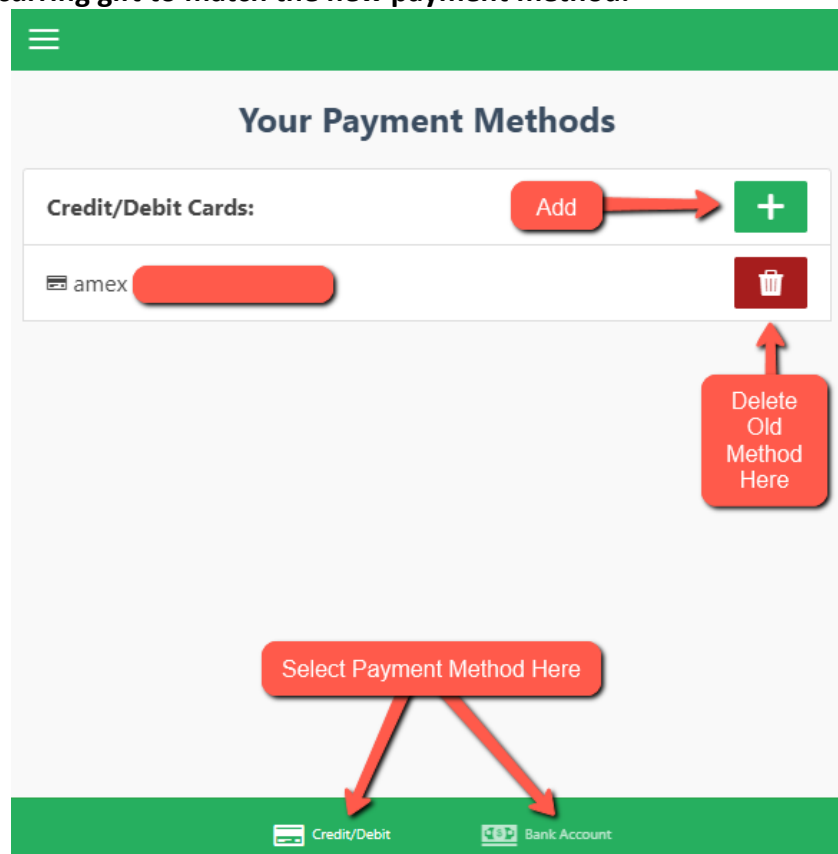
4. Click on the hamburger button in the top left corner.



5. Click "Payment Methods"



6. Select "Credit/Debit" or "Bank Account" at the bottom of the screen depending on which payment method you wish to add. Click the green "+" symbol to enter the payment method information. Click the red trash can to remove your old payment method. **Please note that if you have recurring giving set up that you may need to edit your recurring gift to match the new payment method.**



If you have any questions about online giving at North Spray, please contact:

**Thomas Knight**

Technical Services Coordinator

336.623.2371

[tknight@northspraychristianchurch.com](mailto:tknight@northspraychristianchurch.com)